



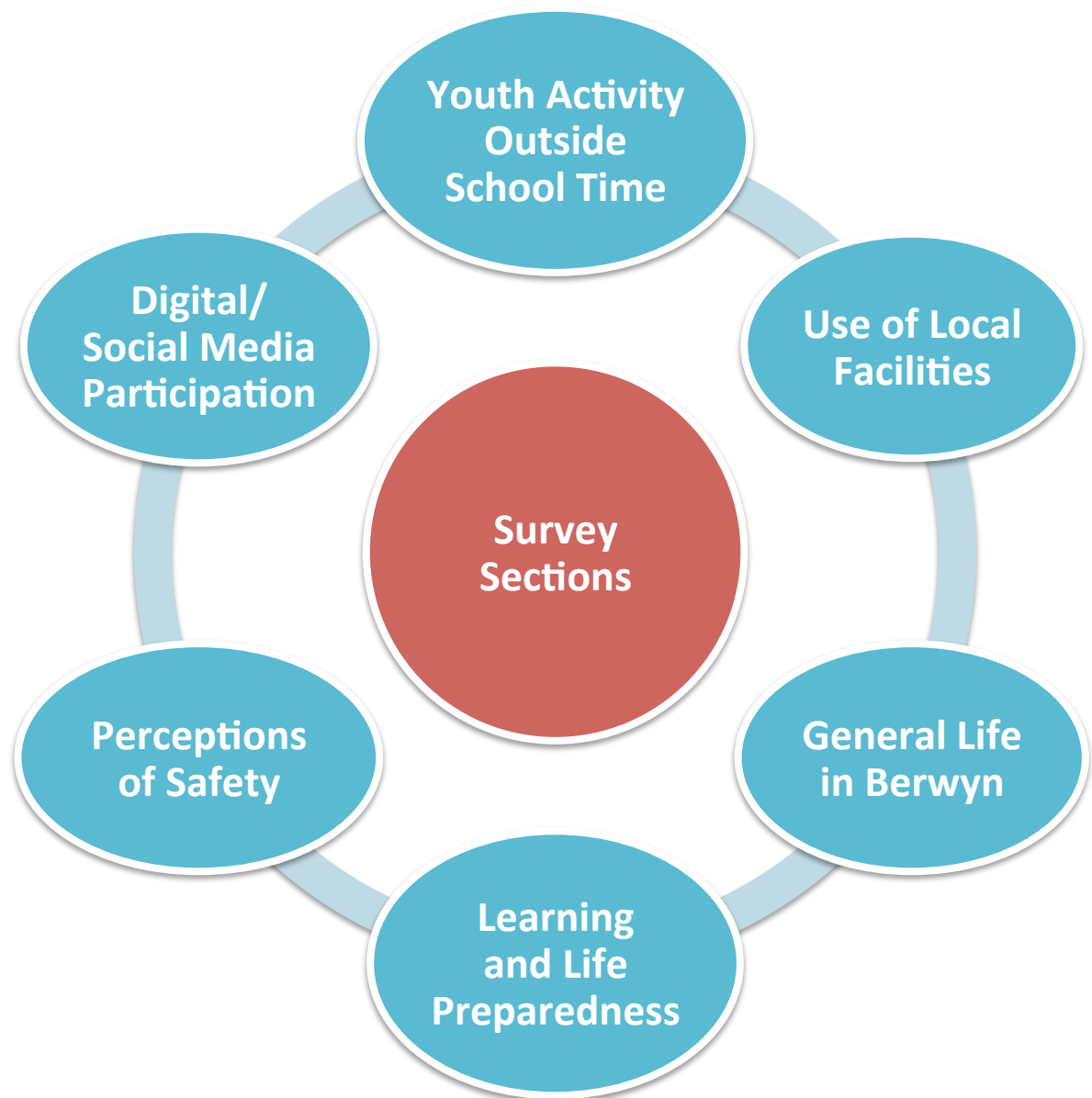
BERWYN YOUTH SURVEY REPORT

Prepared for the
residents, organizations and community of
Berwyn, Illinois.

May 1st 2015

About

- **The aim of the Berwyn Youth Survey Initiative is to profile the needs, interests and lives of young people across Berwyn.**
- Thirteen community partners collaborated on survey.
 - Invited to submit questions for consideration.
 - List of over 100 questions generated, with 43 included.



Collaborators



LIVE WHAT YOU LOVE

SOCIAL DESIGN STUDIO





PROFILE OF SCHOOLS AND YOUTH SURVEYED

Profile of Schools Surveyed

- Administered in schools in December 2014
- Completed by over 2,289 young people
 - 1,491 self-reported their school as:

Table 1. Profile of Berwyn Schools and Youth Surveyed ^a


District	School	Enrolled (2013/2014) ^b	Survey Sample (12.2014)	% Total Enrolled	% Total Surveyed
98	Lincoln Middle School	1,085	552	50.87%	37.02%
100	Freedom Middle School	669	450	67.26%	30.18%
100	Heritage Middle School	530	254	47.92%	17.04%
201	Morton West High School	3,511	235	6.69%	15.75%
	Total	5,649	1491	26.39%	100%

^a Completed = 1491, Incomplete = 798

^b <http://illinoisreportcard.com>

Profile of Youth Surveyed

Youth Profile	Household and Family Profile
<ul style="list-style-type: none">• Over 95% of youth surveyed are aged 11-15 years, live in Berwyn and are equally representative of male and female youth.• Over 85% of young people 15 years and under do not contribute money to household bills.• 14% of youth have no money available to spend freely each week, with 65% having between \$1 and \$30 a week to spend freely.• Food (76.9%) clothing and shoes (63.9%), entertainment (38.7%) and video games (35.2%) are the leading four items young people in Berwyn spend their own money on.	<ul style="list-style-type: none">• Over 65% of young people indicated four to six people are currently living in their home.• Over 72% of the youth surveyed are of Latino ethnicity.• English (91.6%) and Spanish (70.8%) are the main two languages spoken in the homes of Berwyn youth.



YOUTH ACTIVITY OUTSIDE SCHOOL TIME



Figure 5. Youth Activity Participation

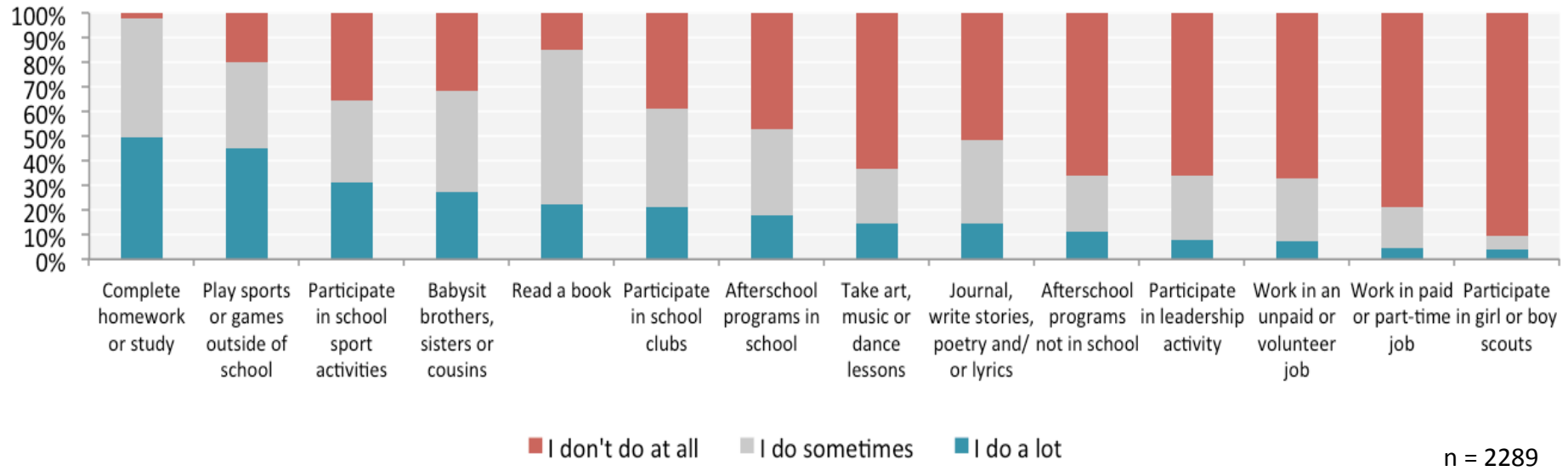
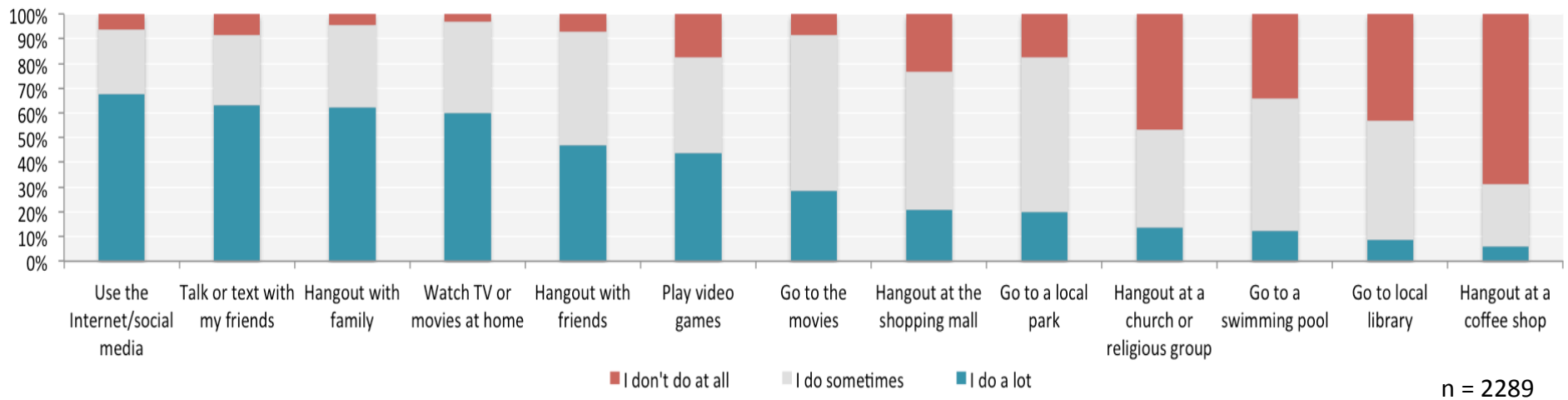


Figure 6. Youth Social Space Participation



YOUTH ACTIVITY OUTSIDE SCHOOL TIME

- **Homework or studying and participating in sports** are the main activities Berwyn youth participate in outside of school time, with notable mention given to arts and music activities, gaming, media and technology.
- **The Internet and social media, talking and texting with friends, hanging out with family and watching TV and movies at home** are the main social activities Berwyn youth participate in outside of school time.
- Youth comments also mentioned attending sporting events, spending time with family, especially siblings and participating in arts activities.
- **After lunch (12-4PM) and early evening (4-6PM)** are youth preferred time slots for youth programming through the year, **with Friday's and Saturdays preferred during the school term**, and any day of the week during the summer.



YOUTH PARTICIPATION IN BERWYN ACTIVITIES, EVENTS & FACILITIES

PARTICIPATION IN BERWYN ACTIVITIES, EVENTS & FACILITIES

Berwyn Events & Activities

- Locally organized Berwyn activities have **moderate to low levels (41% or less) of youth attendance** and participation. **The most popular are holiday events, Halloween events, basketball (open) and outdoor soccer.**

Berwyn Facility Use

- The most popular Berwyn facilities for young people include **the playgrounds, public library, skate park and climbing wall.**
- **Using the free computer, the Internet and accessing fiction books** was the most used/accessed activities in the Berwyn library by young people.

The Berwyn library as described by youth:

*“I see the library as one of the many places **that makes me feel like Alice in wonderland because I see it as a place to escape reality and just be creative and imaginative.** I also sit down and watch Netflix with my family.”*

*“I have checked out a lot of books’ have also checked out a movie, which was really great. **I consider the library my home.**”*

Figure 14. Reasons I Do Participate

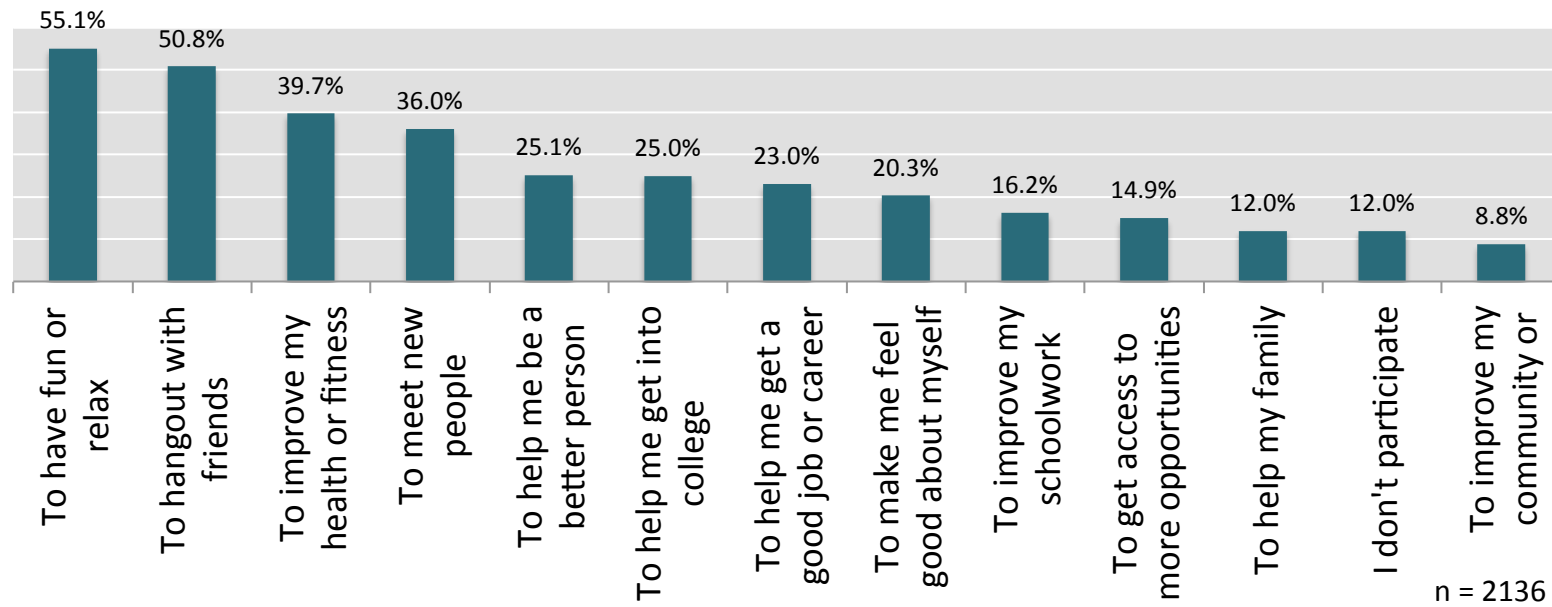
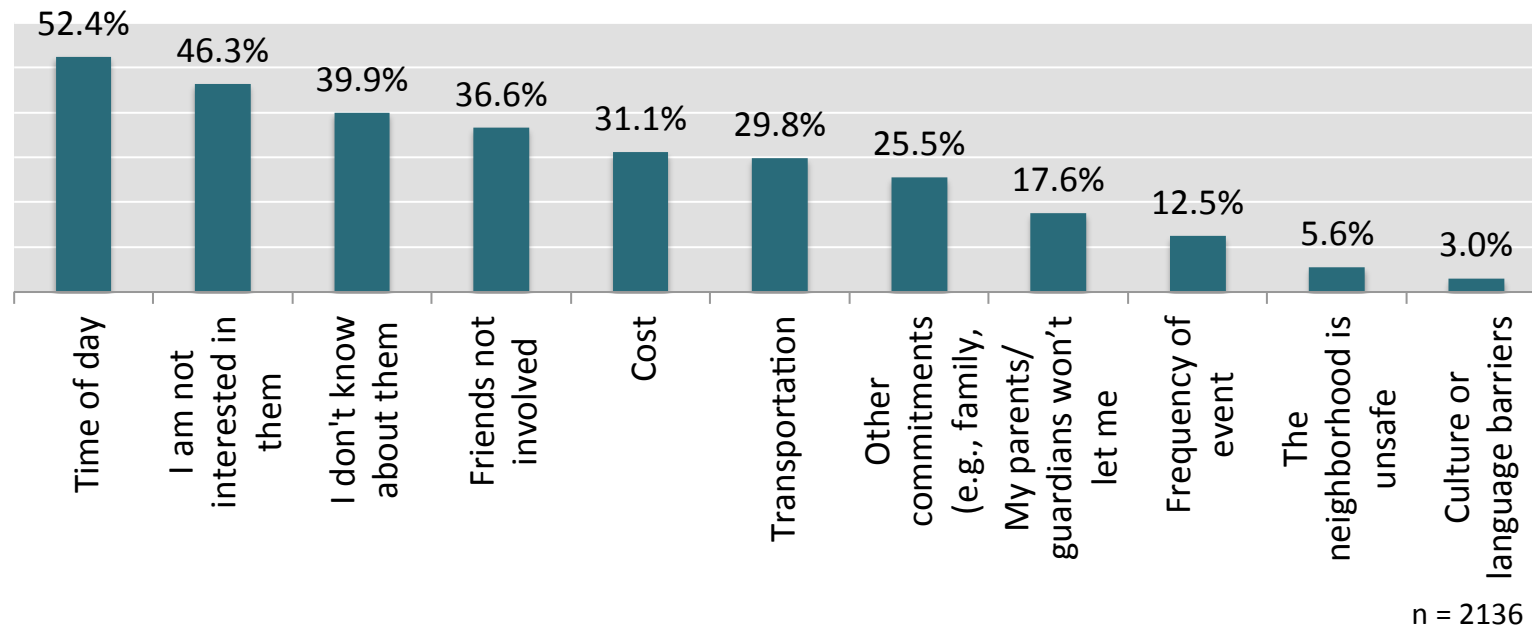


Figure 15. Reasons I Don't Participate



PARTICIPATION IN BERWYN ACTIVITIES, EVENTS & FACILITIES

Your Suggestions for Improving Berwyn

- **Over half of the young people surveyed (50.6%) recommended improving Berwyn schools.**
- To improve Berwyn, youth further suggested improving the sports tournament programming, the diversity of out of school time programming, and the development of spaces for youth to hangout and be creative out of school time.

Learning About Berwyn Activities & Events

- **Nearly two thirds (70%) of young people surveyed prefer to learn about or be notified of locally organized Berwyn activities and events through their school.**



YOUTH LIFE IN BERWYN



Table 7. Youth Life Stresses

STRESS	%	STRESS	%
My grades	52.54%	Peer pressure	11.48%
My school or education	30.67%	Feeling unsafe	10.85%
My teachers	25.36%	Disconnecting from technology	8.68%
My family or home life generally	25.19%	Gangs in my neighborhood	5.65%
Feeling lonely or depressed	22.27%	My family not having enough food	4.23%
Me not having enough money	21.13%	Trouble with police	3.71%
Staying healthy	20.10%	My sexual orientation	2.86%
My parents or guardians	19.59%	Being abused	2.00%
My family not having enough money to pay bills	15.25%	Pressured into being sexually active	1.48%
My friends or peer group	14.22%	I don't feel stressed	25.13%

n = 1751

Insight: More than 1 in 5 youth surveyed report feeling lonely or depressed.

Youth Life Support

- **Over 91% of surveyed youth reported having someone in their life they trusted and could talk with when feeling stressed.**
- **Parents, friends and other family members (e.g., siblings, uncles/aunts and grandparents) were the main people young people trusted to talk to about their problems.**

Community Attitudes Towards Youth

- **Over 55% believe Berwyn police treat other youth with respect, and over 70% believe that Berwyn police treat them with respect**
- **Close to 24% of youth responded that people in the Berwyn community do not have a positive attitude towards teenagers. 42% were unsure, and 34% responded that people in the Berwyn community do have a positive attitude towards teenagers.**
- **Slightly more young people enrolled in Lincoln Middle School and Morton West High School, than students at Freedom and Heritage Middle Schools, self-report that people in their community 'do not' have a positive attitude toward young people.**



YOUTH LEARNING & LIFE PREPAREDNESS

YOUTH PERCEPTIONS OF LEARNING & TEACHERS

- Young people at Freedom, Heritage and Lincoln middle schools perceive their classes as moderately more useful to their life plans, than young people taking the survey at Morton West High School.
- Young people across Berwyn perceive that teachers do respect the language and culture of their peers, their families and themselves.

Figure 27. Teachers Respect Culture of Students (Split by School)

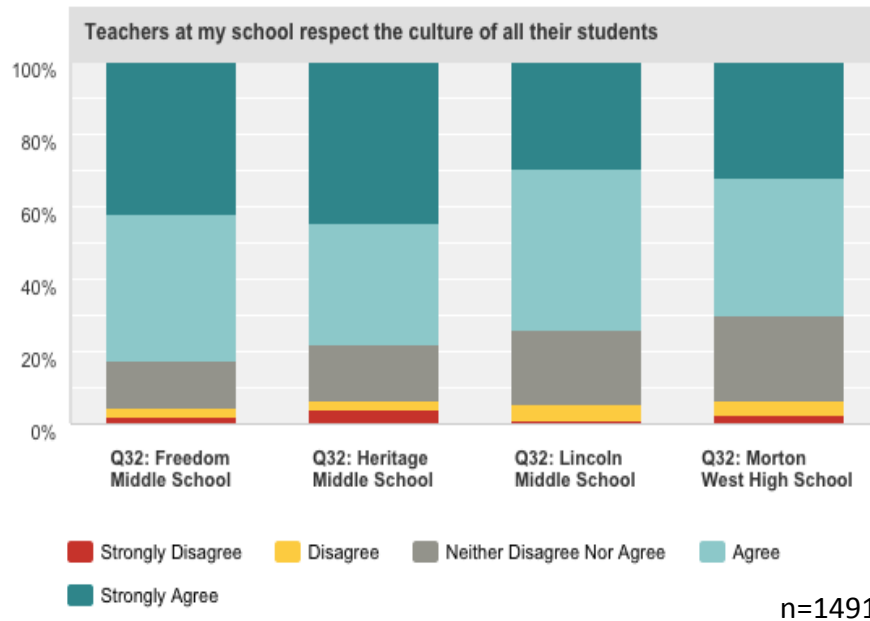
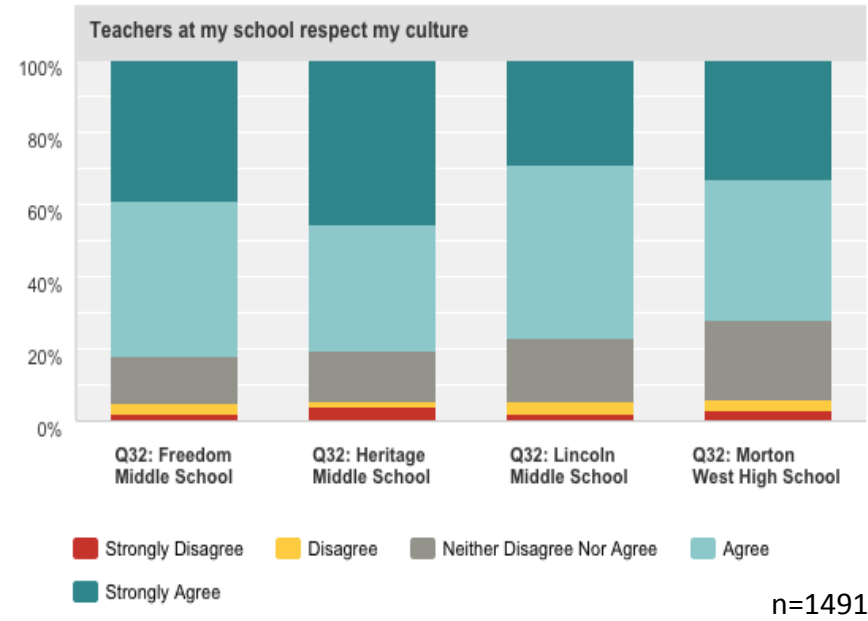


Figure 28. Teachers Respect My Culture (Split by School)



LEARNING PARTICIPATION OUTSIDE SCHOOL TIME

- **Heritage Middle School and Morton West High School youth self-report spending more time on homework a day (1 hour a day or more) than young people enrolled at either Freedom or Lincoln Middle School.**
- Morton West also reports the highest percentage of young people who do not do any homework at all.
- Most young people surveyed self-reported that they **had someone to help them with their homework (69%)**, they didn't feel they needed help (19.9%) or **did not have anyone to help them (10.6%)**.

Figure 29. Time Spend Doing Homework Daily

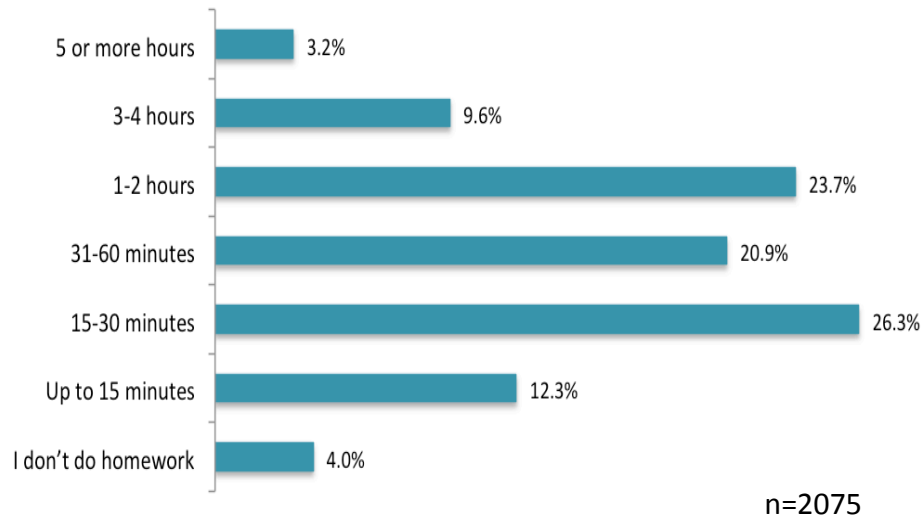
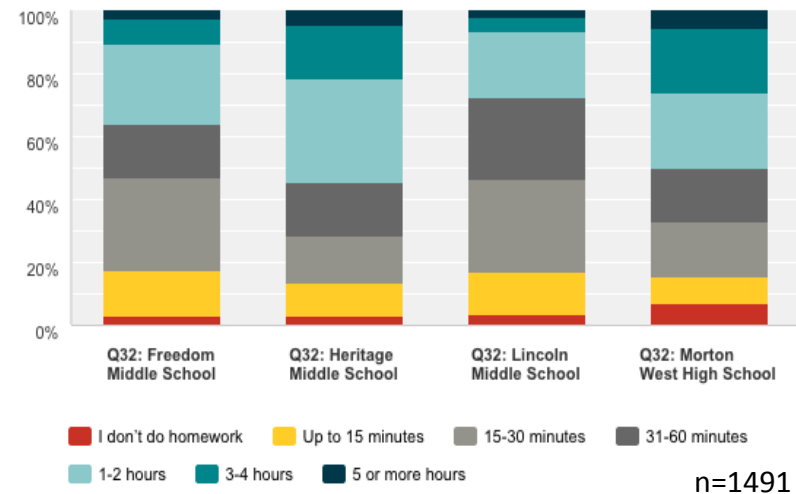


Figure 30. Time Spent Doing Homework Daily (Split by School)



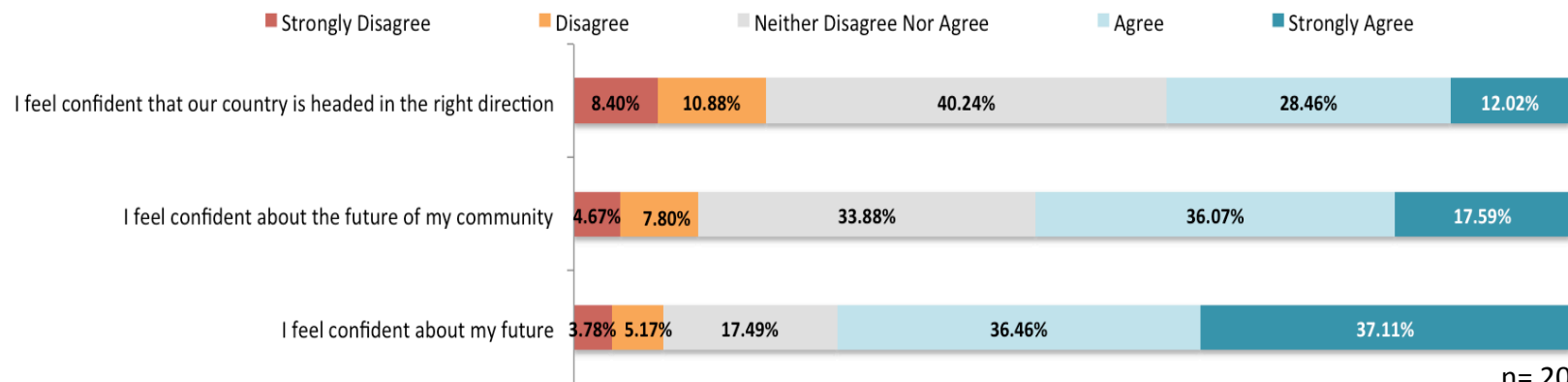
PHYSICAL HEALTH & SOCIAL AWARENESS

- **Over 41% of young people exercise between 16 and 60 minutes of exercise a day, with a further 28% 1 hour or more a day.**
- **Over 55% of young people have not volunteered in their community in the last year.** At school and with a Church or religious group are the main two forums where young people volunteer.

FUTURE PLANS & CONFIDENCE

- **Going to college was the post-high school plan for 64% of the youth surveyed, with others indicating getting a job, serving in the military, playing sports, travelling and helping their family.**
- **Young people across Berwyn feel more confident about their future, than they do the future of their community or the direction of the country.**

Figure 35. Youth Future Confidence



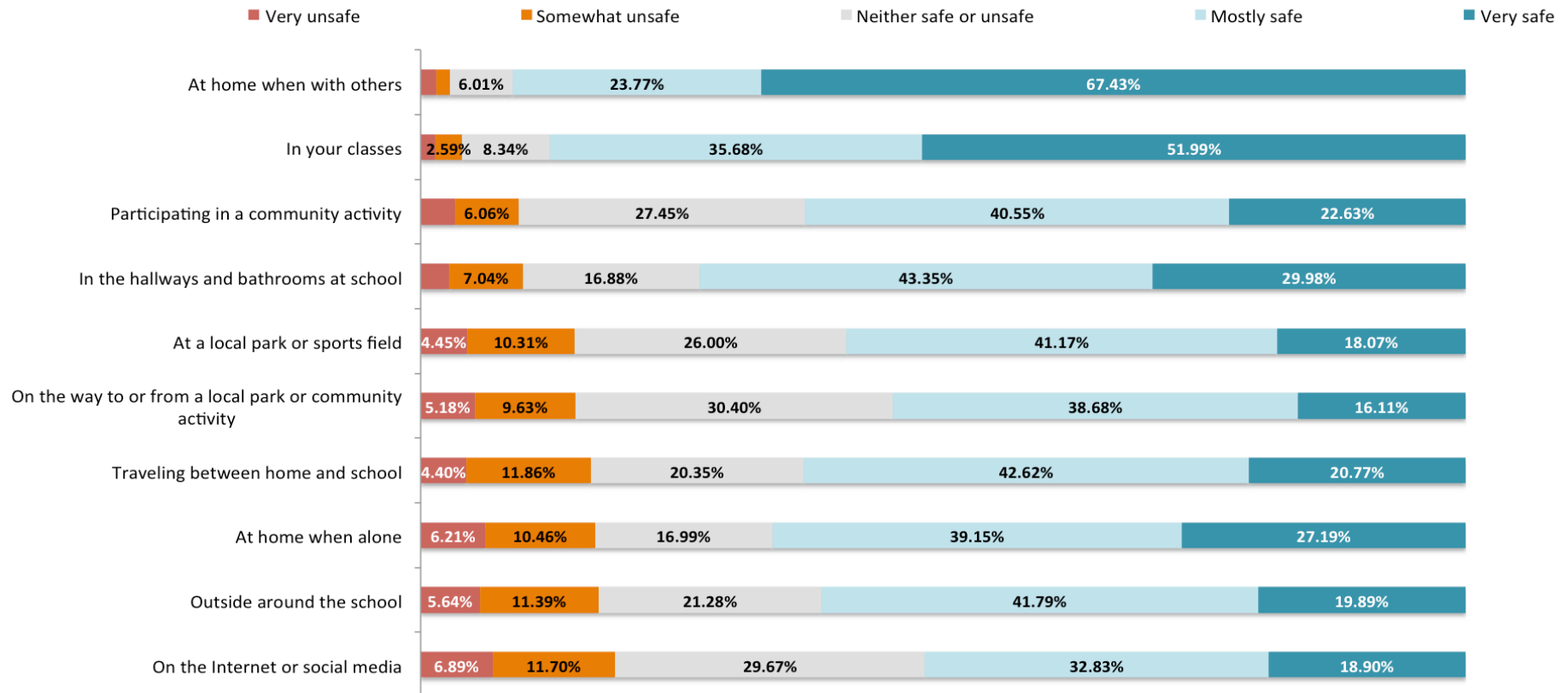


YOUTH PERCEPTIONS OF SAFETY

WHERE YOUTH FEEL SAFE/UNSAFE

- While Berwyn youth feel the most safe when at home and at school, they feel less safe when on the Internet or social media, outside and around school or travelling to and from school, as well as when at home alone.

Figure 39. Where Youth Feel Safe or Unsafe



n = 1931

EXPERIENCES THAT SUPPORT YOUTH FEELINGS OF SAFETY


- **Young people are most aware of: neighborhood watch and helpful and caring school staff.** They are least aware of neighborhood watch in their schools and caring and helpful school staff in their neighborhoods.
- **57% of young people have experience protective and involved parents, 56% other positive adults.**
- **72% feel helpful and caring neighbors exists in their neighborhood but only 49% have experienced caring and helpful neighbors.**
- **70% feel helpful and caring school staff exist in their school.**

EXPERIENCES THAT THREATEN YOUTH FEELINGS OF SAFETY

- **Over 85% of young people self-report awareness of murder, shootings and alcohol abuse in their neighborhoods.**
- **91% of young people know of someone who has experienced teen dating violence, sexual assault, drug and/or alcohol abuse.**
- **32% have personally experienced intimidation or bullying and 29% fights, 15% violence in the home.**



YOUTH MEDIA PARTICIPATION



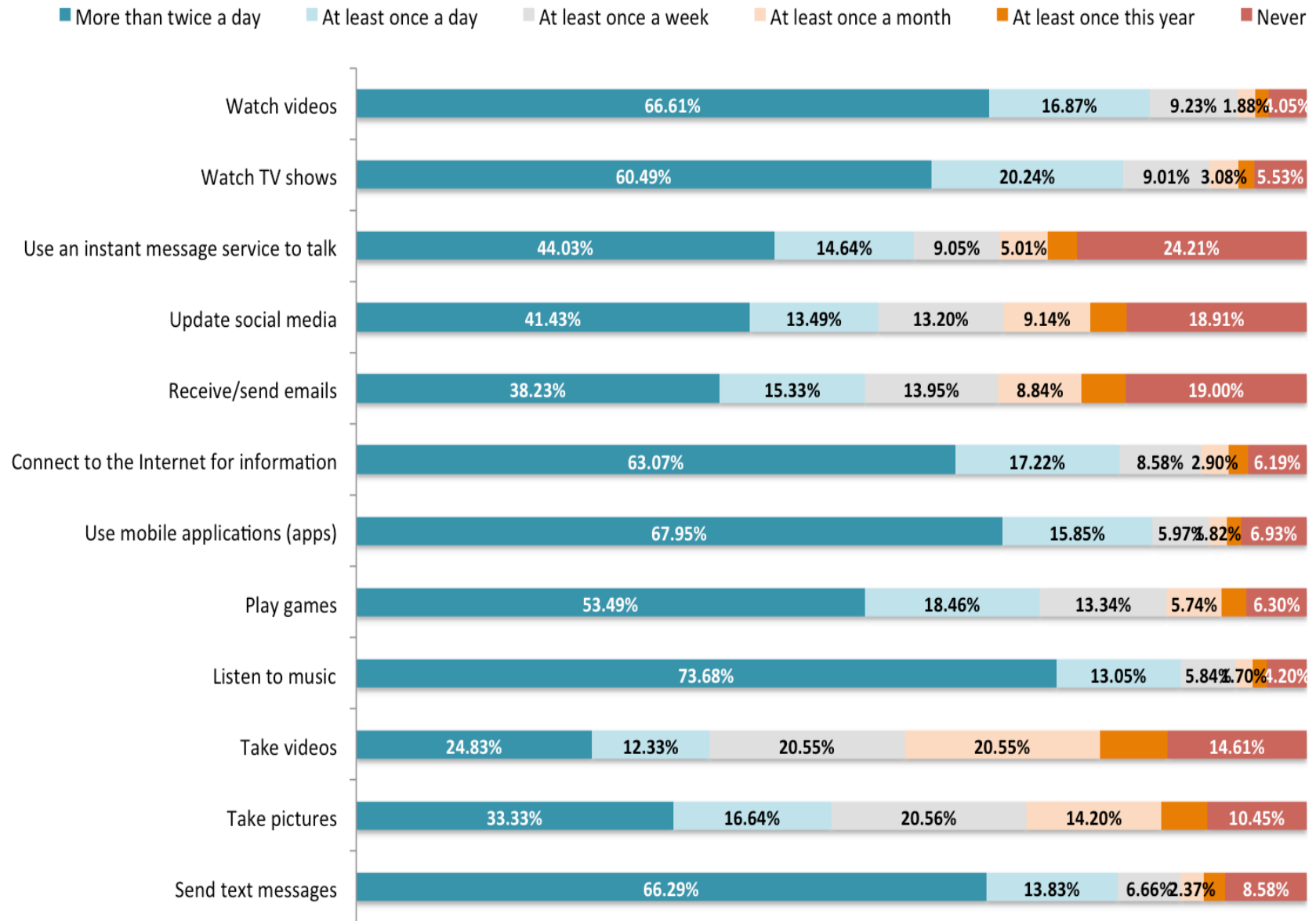
DEVICE USE & INTERNET ACCESS

- **Mobility is a key media practice that bests describes how Berwyn youth use digital devices and their access to the Internet.**
- **Over two thirds of Berwyn youth survey have access to a smart digital device** for their own personal media consumption.

DIGITAL MEDIA PARTICIPATION

- **Berwyn youth mostly use their smart phones to consume music and video, and mobile apps.**
- Berwyn youth mostly use their computers or digital devices to draw and paint pictures, read and comment on books and edit and create photographs.
- Berwyn youth use consumer-facing social media services (e.g., YouTube, Snapchat, Facebook, Vine, and Instagram) more frequently than they use developer and/or design focused social media services (e.g., Virb, Squarespace and Wordpress).

Figure 84. Smart Phone Use



n=1784



REPORT SUMMARY

Summary Considerations

- **The views and opinions of Berwyn youth are important. The aim of the initiative is to profile the needs, interests and lives of young people across Berwyn.**
- The insights detailed in this report can enable community organizations and people across Berwyn to learn more about the needs and situation of Berwyn youth.
- **Future Survey Considerations**
 - Shorter survey with fewer sections and questions. This will increase participant attention and completion rate, and reduce response bias.
 - Involve young people and a representative from each school in the design of the survey and its administration.
 - Conduct more pre-testing of the survey instrument with young people.
 - Dedicate more resources to recruiting a representative sample of young people enrolled at Morton West High School.
 - Administer twice a year to young people across Berwyn, with each time a different focus (e.g., safety, learning, life preparedness).
 - Administer at suitable times in accordance with the school year for examination and/or other school commitments.
 - Allow more time for completion across the respective schools.

What's Next?

This Berwyn Youth Survey Initiative was made possible through the generous support of

Berwyn Township
708CMHB



LIVE WHAT YOU LOVE

SOCIAL DESIGN STUDIO



This work was created by

LIVE WHAT YOU LOVE

SOCIAL DESIGN STUDIO



This work created by Live What You Love, LLC is licensed under the Creative Commons Attribution-NonCommercial-ShareAlike 4.0 International License (CC BY-NC-SA 4.0). To view a copy of this license, visit <http://creativecommons.org/licenses/by-nc-sa/4.0/>

Permissions beyond the scope of this license are administered by Live What You Love, LLC. <http://www.livewhatyoulove.org>